

# ICE MACHINE | BLMI-500AD

L x D x H — 30" x 24" x 20"



Project: \_\_\_\_\_  
 Model#: \_\_\_\_\_  
 Item #: \_\_\_\_\_  
 Qty: \_\_\_\_\_  
 Available W/H: \_\_\_\_\_  
 Approval: \_\_\_\_\_

## STANDARD FEATURES

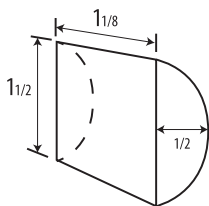
- BLMI-500AD produces up to 530 lbs. of ice daily
- Units produce individual crescent ice cubes
- Durable stainless steel cabinet
- Stainless steel evaporator
- Removable air filter
- Digital Self Diagnostic System (power switch is accessible without panel removal)
- Environmentally friendly refrigerant (R-410A)

## Shown on Bin BLIB-500S

**WARRANTY:** 3 Years Parts and Labor  
 5 Years Compressor Evaporator Warranty  
 Valid in the Continental United States



### Cube Dimensions\*



\*Approximate size in inches, image not to scale.

### Operating Limits

- Ambient Temp Range 45 - 100°F
- Water Temp Range 45 - 90°F
- Water Pressure 30 - 100 PSIG
- Voltage Range 100 - 130V

### Service

- Panels easily removed and all components accessible for service.
- Removable/cleanable air filters.
- Allow 6" (15cm) clearance at rear, sides, and top for proper air circulation and ease of maintenance/service.

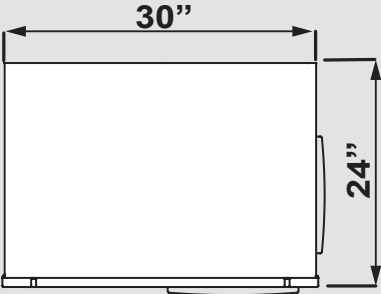
### Plumbing

- Icemaker Water Supply Line: Minimum 3/8" Nominal ID Copper Water Tubing or Equivalent
- Icemaker Drain Line: Minimum 3/4" Nominal ID Hard Pipe or Equivalent

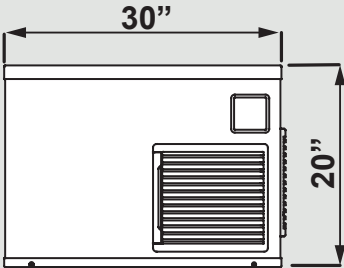
\*BLUE AIR has the right to change specifications without further notice.

Condenser	Model	ICE PRODUCTION				Air 90°F / Water 70° F		Min. Circuit Amperage	Voltage V/HZ/PH	Shipping Weight lbs / kg	Energy Star®
		Air / Water Temp Lbs. per 24 hours		Per Cycle		KWH per 100 lbs.	Portable Water Gal. per 100 lbs.				
		70°/50°F	90°/70°F	Lbs.	Cubes						
Air-Cooled	BLMI-500AD	530	417	9.18	432	5.56	15	14	115V/60/1	161 / 73	N/A

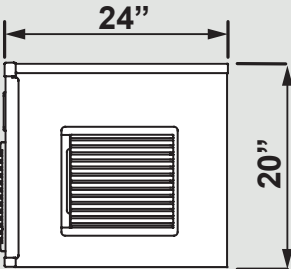
**TOP VIEW**



**FRONT VIEW**



**SIDE VIEW**



**BACK VIEW**

